

2025 Headwaters Rally

May 17, 2025



Main Route Book

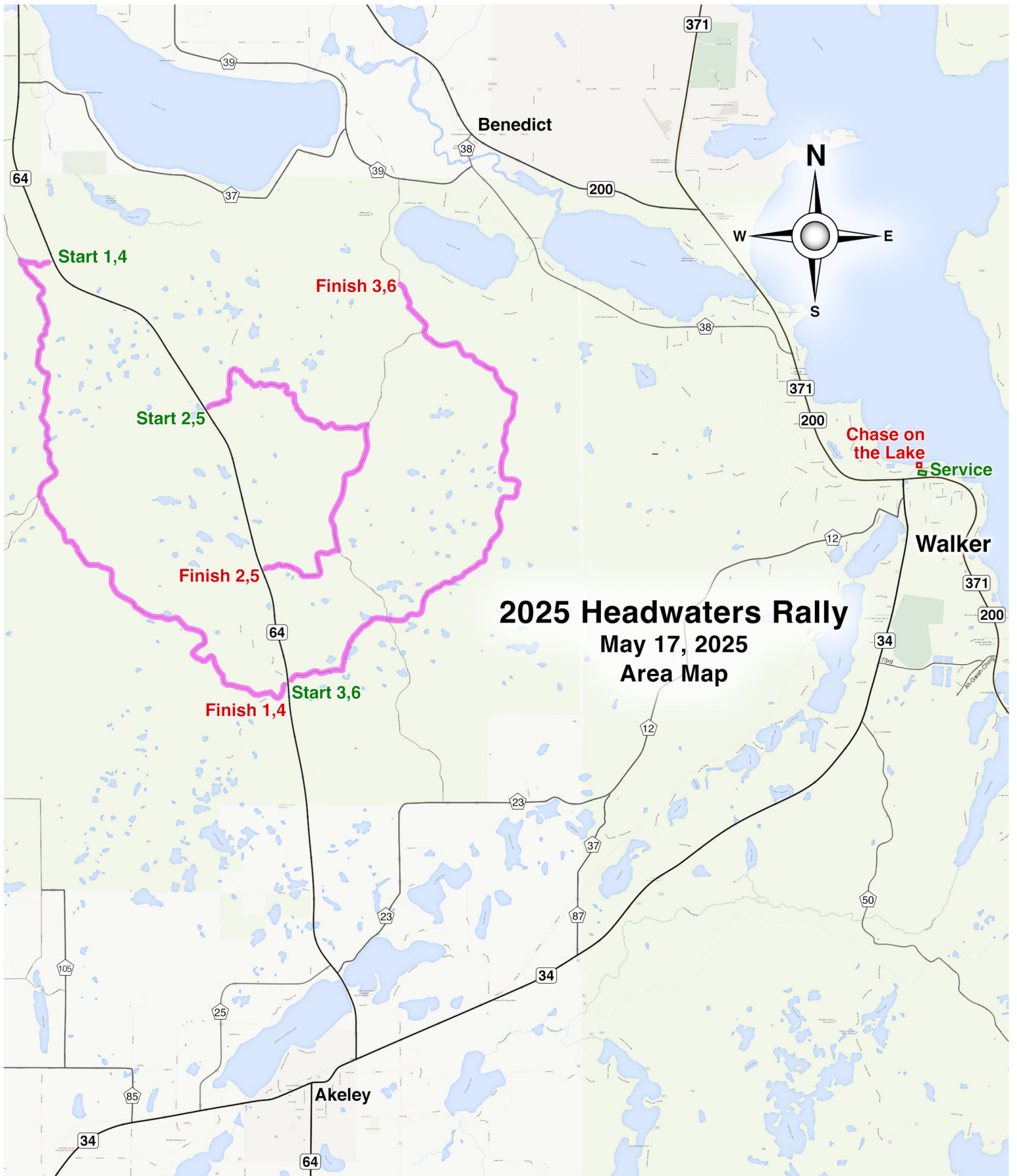
Competitor Edition



AMERICAN RALLY®
ASSOCIATION

Table of Contents

- Event Maps
- Area Maps
- Competition Itinerary
- Tech Inspection Form
- Map/Instructions to Tech
- Route Book pages 1 - 28
- Stage Times Chart
- SOS Sign/OK Sign



2025 Headwaters Rally

May 17, 2025
Area Map

Start 1,4

Finish 3,6

Start 2,5

Finish 2,5

Finish 1,4

Start 3,6

Chase on the Lake

Service

Walker

Benedict

Akeley



64

39

37

39

38

200

371

W

E

S

38

371

200

12

371

200

34

12

23

37

87

34

50

105

25

85

34

64

2025 Headwaters Rally

Competition Itinerary

20 cars

START Leg 1 May 17, 2025

TC	LOCATION	SS DIST	TRANSIT DIST	TOTAL DIST	LATENESS TIME	TRANSIT TIME	FIRST CAR DUE
0	MTC 1 Chase on the Lake						14:00
	Distance to next refuel	(19.68)	(29.77)	(49.45)			
1	Transit to SS #1		15.92	15.92		0:28	14:28
SS #1	Spur 2	7.59			0:13		14:31
2	Transit to SS #2		3.40	10.99		0:10	14:54
SS #2	Kabekona	5.04			0:08		14:57
3	Transit to SS #3		1.43	6.47		0:08	15:13
SS #3	Steamboat	7.05			0:11		15:16
	Transit to Walker		9.02	16.07		0:21	15:48
3A	Service In Chase on the Lake						15:48
3B	Walker Service					0:45	16:33
RZ 1	Walker Refuel (time is included on next transit)						
	Distance to next refuel	(19.68)	(29.75)	(49.43)			
4	Transit to SS #4		15.90	15.90		0:33	17:06
SS #4	Spur 2	7.59			0:13		17:09
5	Transit to SS #5		3.40	10.99		0:10	17:32
SS #5	Kabekona	5.04			0:08		17:35
6	Transit to SS #6		1.43	6.47		0:08	17:51
SS #6	Steamboat	7.05			0:11		17:54
	Transit to Walker		9.02	16.07		0:21	18:26
6A	MTC 2 Chase on the Lake						18:26

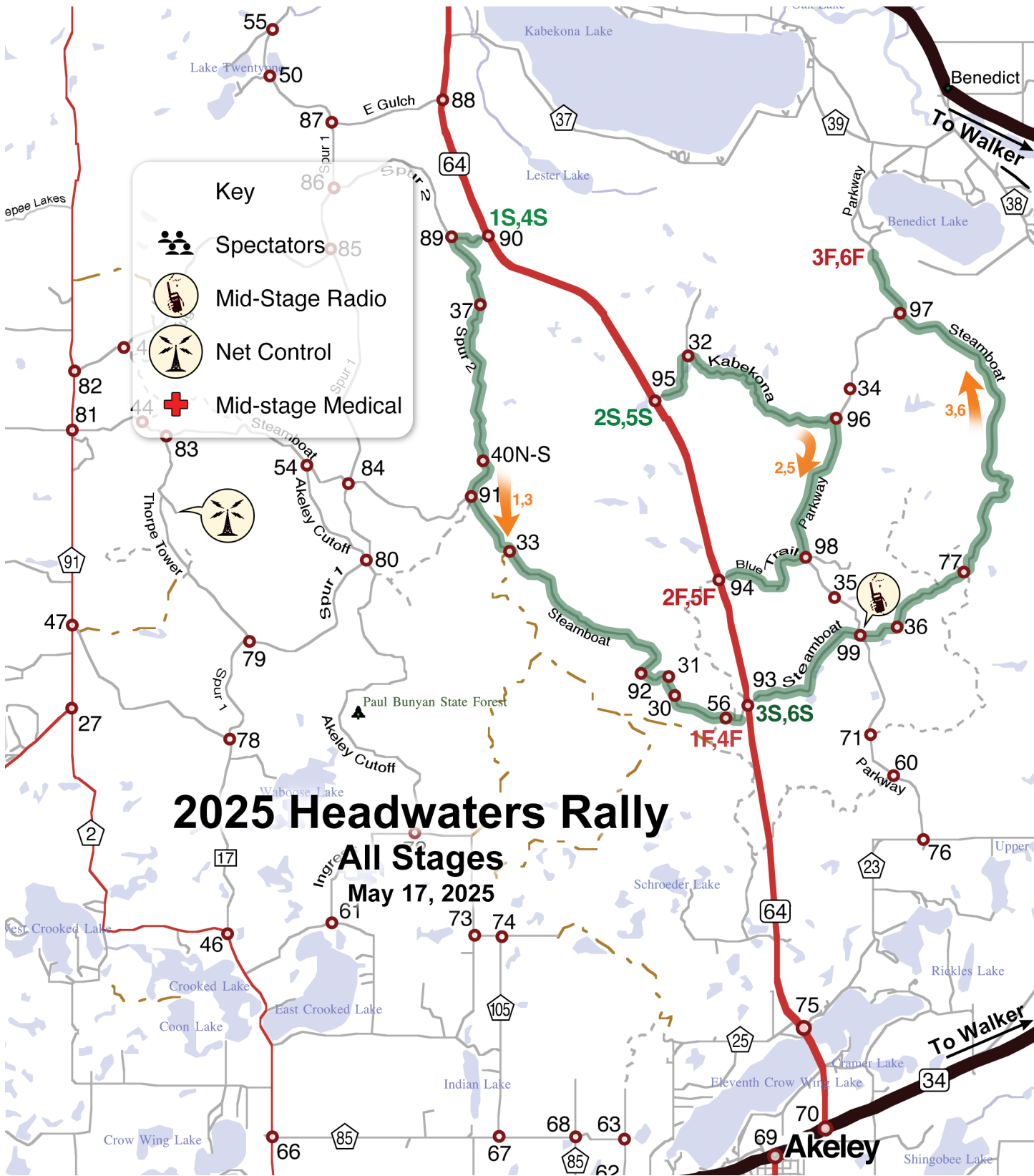
Section 1

Section 2

Leg 1 Totals	39.36	59.52	98.88
---------------------	--------------	--------------	--------------

2025 Headwaters Rally

Main Route Book, Competitor Edition Area Map: All Stages


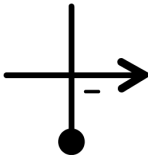
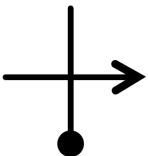
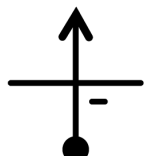

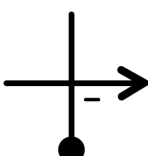
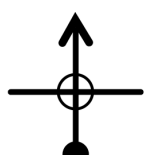
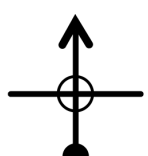


2025 Headwaters Rally

Transit to SS #1

Distance: 15.92 miles

Transit Time: 28 minutes

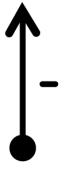
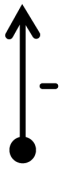




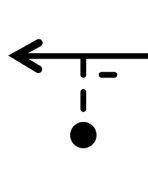

INST	MILEAGE	INTERVAL	TULIP	COMMENT	DECR
1	0.00	0.00		MTC Out Speed limit 30	15.92
		30		47.10277 -94.58172	
Note: The MTC/Service Out is at the northwest end of the service area, in front of the rest rooms.					
2	0.01	0.01		5th St	15.90
		30		47.10278 -94.58216	809
3	0.02	0.01		Railroad Av	15.89
		30		47.10297 -94.58219	809
4	0.09	0.06		4th St	15.83
		30			
5	0.24	0.15		2nd St	15.68
		30		47.10218 -94.57764	810
6	0.27	0.02		MN 200, 371, Minnesota Av (unmarked)	15.65
		30		47.10178 -94.57778	811
7	0.46	0.19		5th St	15.45
		30		47.10180 -94.58208	808
8	0.69	0.23		MN 34	15.22
		30		47.10150 -94.58683	801
		0.15			

2025 Headwaters Rally

Transit to SS #1

Distance: 15.92 miles

Transit Time: 28 minutes

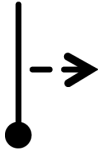

INST	MILEAGE	INTERVAL	TULIP	COMMENT	DECR
9	0.85	30 0.15		Speed limit 40	15.07
10	1.15	40 0.30		Speed limit 60	14.77
11	2.86	60 1.70		812 County 38 Speed limit 55	13.06
12	7.37	55 4.51		47.12179 County 39 -94.61306	8.54
13	8.26	55 0.88		47.15200 Parkway -94.68895	7.66
14	9.12	55 0.86		47.15000 County 37 Begin quiet zone Speed limit 35 -94.70633	6.80
15	13.80	35 4.67		47.15800 MN 64 End quiet zone Speed limit 60 -94.71888	2.12
16	14.43	60 0.63		47.16550 East Gulch -94.79640	1.49
		60 1.43		47.15627 -94.79767	

2025 Headwaters Rally

Transit to SS #1

Distance: 15.92 miles

Transit Time: 28 minutes

INST	MILEAGE	INTERVAL	TULIP	COMMENT	DECR
		60			90
17	15.87	1.43		Spur 2 Shortcut	0.05
		45		47.13672 -94.78821	
18	15.92	0.05		ATC 1	0.00
		45		47.13650 -94.78928	
		0.00			

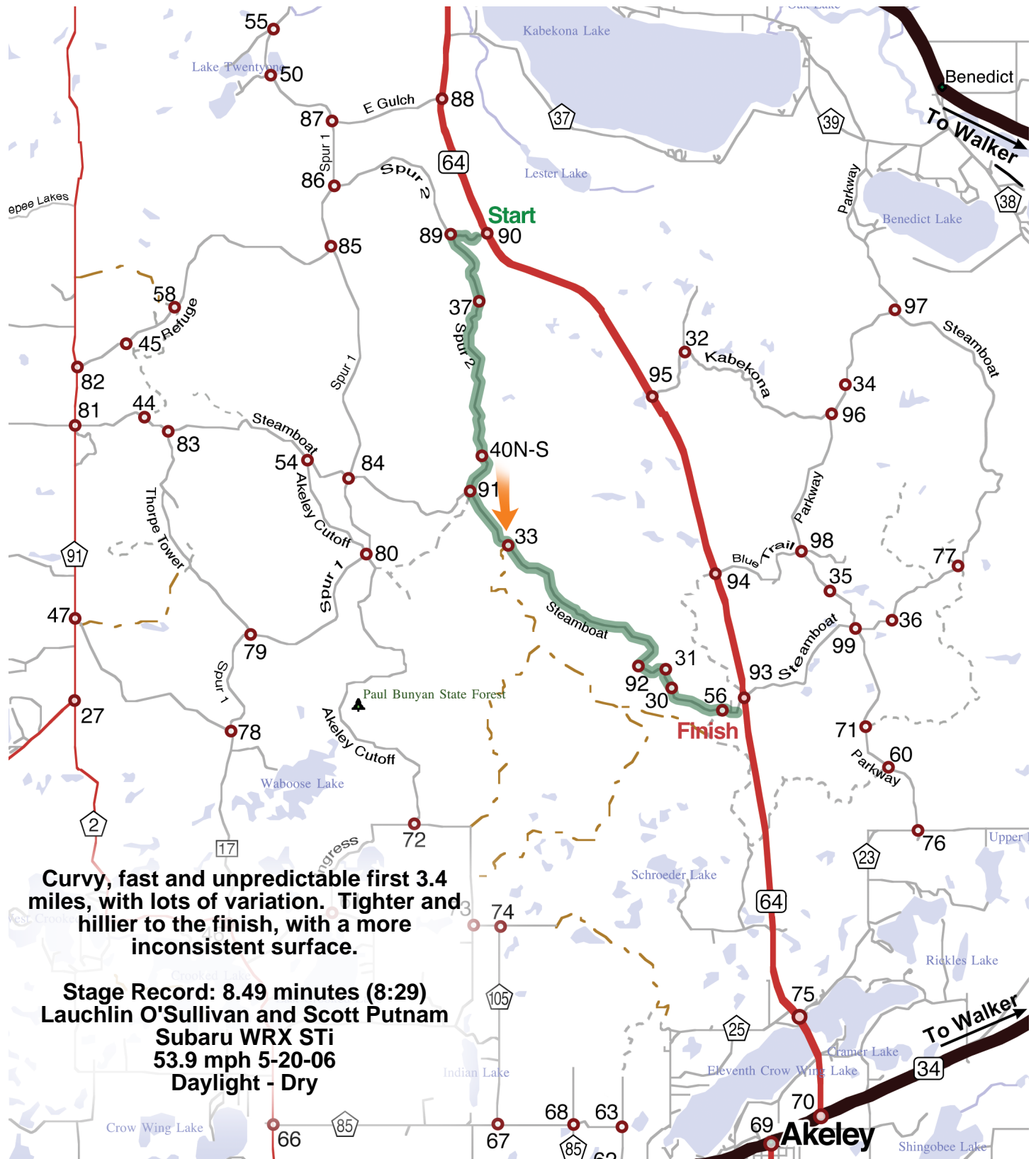
2025 Headwaters Rally

SS #1/4

Distance: 7.59 miles

Lateness Time: 13 minutes

FCO: 14:31



Curvy, fast and unpredictable first 3.4 miles, with lots of variation. Tighter and hillier to the finish, with a more inconsistent surface.









**Stage Record: 8.49 minutes (8:29)
Lauchlin O'Sullivan and Scott Putnam
Subaru WRX STi
53.9 mph 5-20-06
Daylight - Dry**

2025 Headwaters Rally

SS #1/4

Distance: 7.59 miles

Lateness Time: 13 minutes









INST	MILEAGE	INTERVAL	TULIP	COMMENT	DECR
		0.00		ATC 1, 4 47.13650 -94.78928	
1	0.00	0.06		Start 47.13633 -94.79046	7.59
2	0.29	0.29		89 47.13687 -94.79610	7.30
3	0.71	0.42			6.87
4	0.84	0.12		Mileage at crest 47.13078 -94.79172	6.74
5	1.64	0.79		Mileage at crest Dropoff at exit	5.95
6	1.79	0.15		Mileage at crest 47.11853 -94.78950	5.80
7	1.98	0.19		Mileage at crest Dropoff at exit	5.60
		0.58			

2025 Headwaters Rally

SS #1/4

Distance: 7.59 miles

Lateness Time: 13 minutes


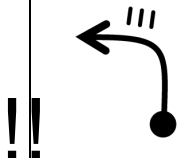


INST	MILEAGE	INTERVAL	TULIP	COMMENT	DECR
8	2.56	0.58		Mileage at crest	5.02
9	2.99	0.43		40 47.10263 -94.78763	4.59
10	3.34	0.34		91 47.09887 -94.79143	4.25
11	3.73	0.39		Mileage at crest	3.85
12	3.92	0.19		Mileage at crest	3.66
13	4.02	0.09		47.09138 -94.78383	3.57
14	4.30	0.28		Downhill	3.29
15	4.45	0.15		Mileage at crest	3.14
		0.06			

2025 Headwaters Rally

SS #1/4

Distance: 7.59 miles

Lateness Time: 13 minutes


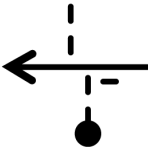
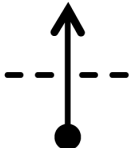
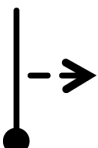

INST	MILEAGE	INTERVAL	TULIP	COMMENT	DECR
23	7.53	0.09		47.06638 -94.73550	0.05
24	7.56	0.02		47.06630 -94.73535	0.03
25	7.59	0.03		47.06639 -94.73470	0.00
26	7.66	0.06		47.06712 -94.73389	
		0.00			

2025 Headwaters Rally

Transit to SS #2/5

Distance: 3.40 miles

Transit Time: 10 minutes

INST	MILEAGE	INTERVAL	TULIP	COMMENT	DECR
27	7.66	0.00		FTC 1, 4	3.40
		45		47.06712 -94.73389	
28	7.79	0.13		MN 64 Speed limit 60	3.26
		60		47.06876 -94.73275	
29	9.08	1.28		Blue Trail	1.98
		60		47.08681 -94.73868	
30	11.00	1.91		Kabekona	0.06
		60		47.11271 -94.75199	
31	11.06	0.06		ATC 2, 5	0.00
		60		47.11341 -94.75096	
		0.00			

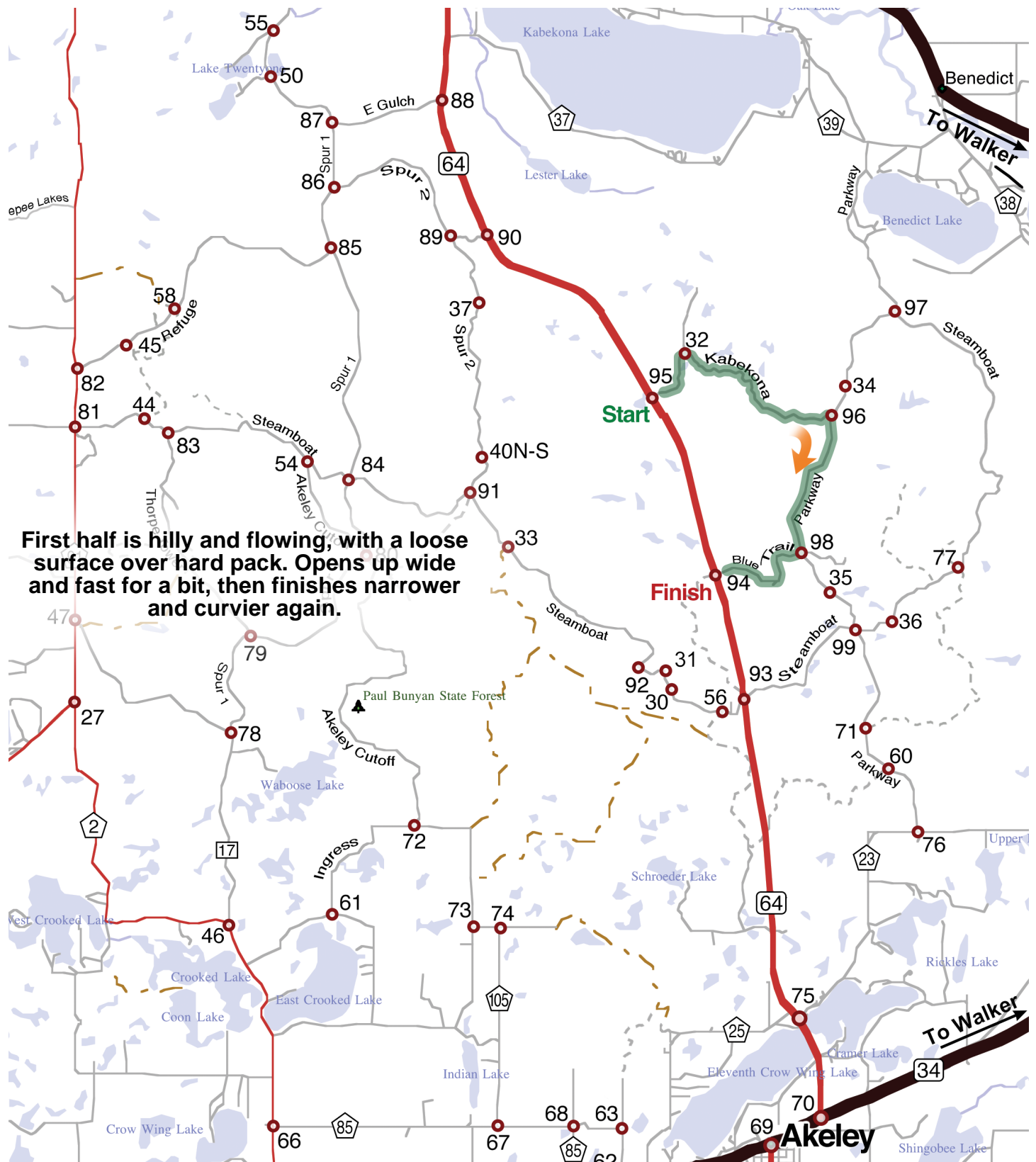
2025 Headwaters Rally

SS #2/5

Distance: 5.04 miles

Lateness Time: 8 minutes

FCO: 14:57











2025 Headwaters Rally

SS #2/5

Distance: 5.04 miles

Lateness Time: 8 minutes

INST	MILEAGE	INTERVAL	TULIP	COMMENT	DECR
		0.00		ATC 2, 5	
				47.11341 -94.75096	
1	0.00	0.09		Start	5.04
				47.11370 -94.74913	
2	0.18	0.18		Don't cut Stay in middle Downhill exit	4.86
				47.11528 -94.74653	
3	0.51	0.33			4.53
				47.11950 -94.74517	
4	0.81	0.30		Downhill	4.22
5	0.95	0.13			4.09
				47.11667 -94.73800	
6	1.35	0.39			3.69
				47.11522 -94.73133	
7	1.66	0.30			3.38
				47.11138 -94.72870	
		0.34			

2025 Headwaters Rally

SS #2/5

Distance: 5.04 miles

Lateness Time: 8 minutes


INST	MILEAGE	INTERVAL	TULIP	COMMENT	DECR
8	2.01	0.34		Double apex 47.11045 -94.72247	3.03
9	2.42	0.41		Long way around 47.11024 -94.71444	2.62
10	3.11	0.69		47.10237 -94.71843	1.93
11	3.86	0.74		Over crest	1.18
12	4.02	0.16		47.09008 -94.72062	1.01
13	4.51	0.48		47.08643 -94.72499	0.53
14	4.52	0.01		Trees at exit!! 47.08620 -94.72512	0.51
15	5.04	0.51		Finish 47.08784 -94.73475	0.00
		0.12			

2025 Headwaters Rally

SS #2/5

Distance: 5.04 miles

Lateness Time: 8 minutes


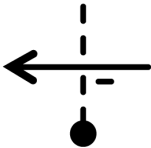
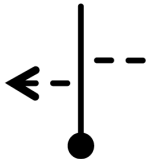

INST	MILEAGE	INTERVAL	TULIP	COMMENT	DECR
16	5.17	0.12		FTC 2, 5 <small>47.08735 -94.73747</small>	
		0.00			

2025 Headwaters Rally

Transit to SS #3/6

Distance: 1.43 miles

Transit Time: 8 minutes

INST	MILEAGE	INTERVAL	TULIP	COMMENT	DECR
17	5.17	0.00		FTC 2, 5	1.43
		60		47.08735 -94.73747	
18	5.23	0.05		MN 64 Speed limit 60	1.37
		60		47.08681 -94.73868	
19	6.50	1.27		Steamboat	0.10
		45		47.06891 -94.73264	
20	6.60	0.10		ATC 3, 6	0.00
		45		47.06977 -94.73104	
		0.00			

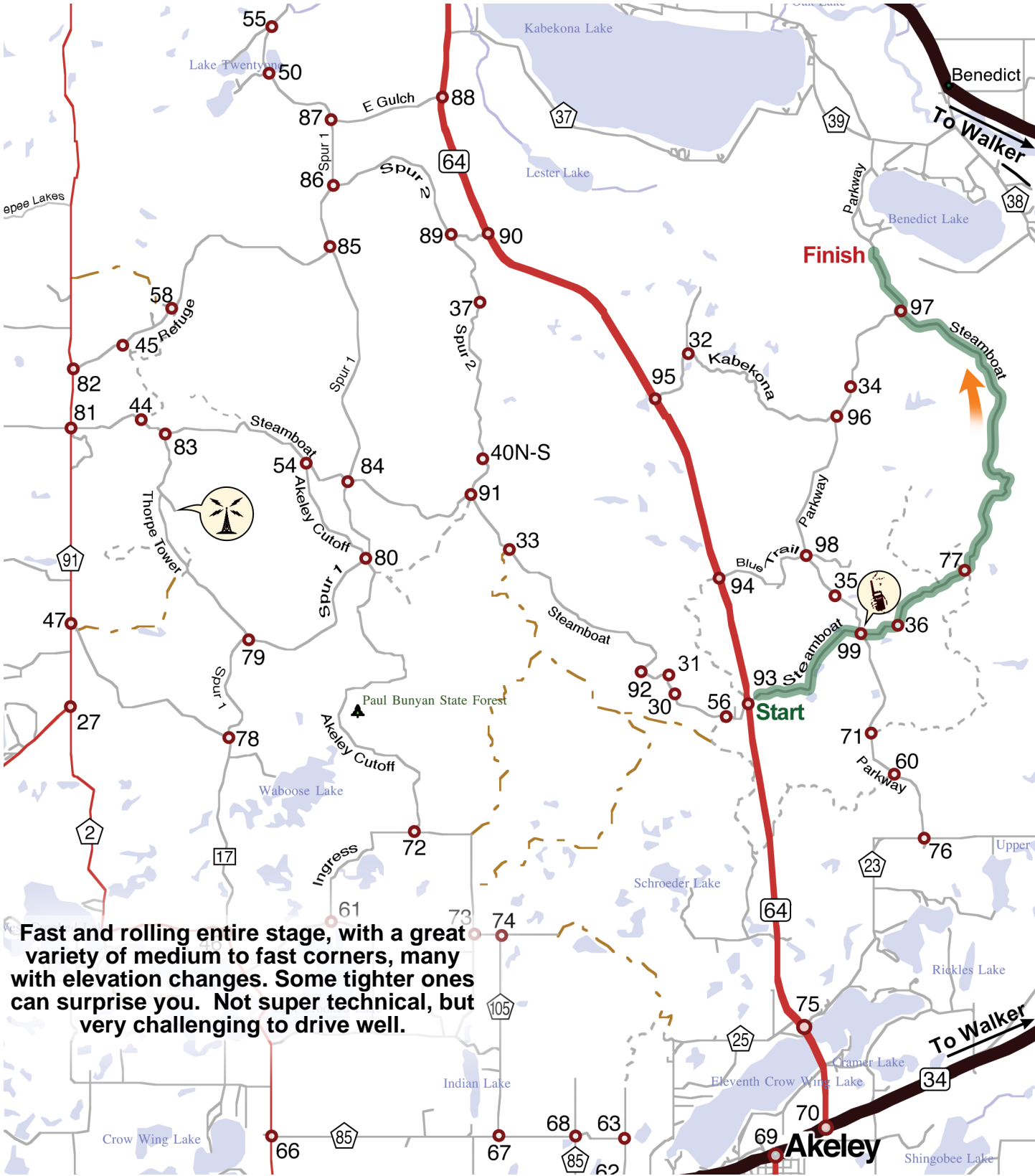
2025 Headwaters Rally

SS #3/6

Distance: 7.05 miles

Lateness Time: 11 minutes

FCO: 15:16











Fast and rolling entire stage, with a great variety of medium to fast corners, many with elevation changes. Some tighter ones can surprise you. Not super technical, but very challenging to drive well.

2025 Headwaters Rally

SS #3/6

Distance: 7.05 miles

Lateness Time: 11 minutes

INST	MILEAGE	INTERVAL	TULIP	COMMENT	DECR
		0.00		ATC 3, 6	
				47.06977	-94.73104
1	0.00	0.16		Start	7.05
				47.07011	-94.72796
2	0.08	0.08			6.96
3	0.38	0.30			6.66
4	0.92	0.54			6.12
5	1.26	0.33		Spectators Yump!	5.78
			!	47.07904	-94.70920
					99
					
					36
6	1.69	0.42			5.35
				47.08015	-94.70100
		0.23			

2025 Headwaters Rally

SS #3/6

Distance: 7.05 miles

Lateness Time: 11 minutes

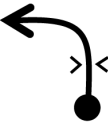



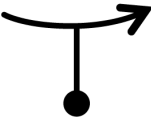



INST	MILEAGE	INTERVAL	TULIP	COMMENT	DECR
7	1.93	0.23		47.08330 -94.69950	5.12
8	2.08	0.15		47.08417 -94.69690	Mileage at crest 4.96
9	2.22	0.14		47.08495 -94.69390	Mileage at crest 4.82
10	2.61	0.38		47.08800 -94.68732	77 4.43
11	2.83	0.21		47.09038 -94.68488	4.21
12	3.01	0.18		47.09230 -94.68347	Mileage at crest 4.03
13	3.46	0.44		47.09833 -94.68192	Mileage at crest 3.58
14	3.75	0.29		47.10087 -94.67778	Double apex Tightens 3.29
		1.54			

2025 Headwaters Rally

SS #3/6

Distance: 7.05 miles

Lateness Time: 11 minutes



INST	MILEAGE	INTERVAL	TULIP	COMMENT	DECR
15	5.29	1.54		Mileage at crest	1.75
16	5.54	0.24		Mileage at crest	1.50
17	5.69	0.14			1.35
				47.12138 -94.69047	
18	6.19	0.50			0.85
				47.12412 -94.69880	
19	6.32	0.13			0.72
				47.12534 -94.70033	
20	6.66	0.33			0.38
21	6.91	0.24			0.14
22	7.05	0.14		Finish	0.00
				47.13390 -94.70635	
		0.04			

2025 Headwaters Rally

SS #3/6

Distance: 7.05 miles


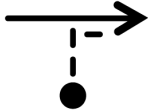




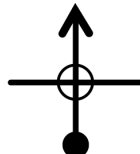
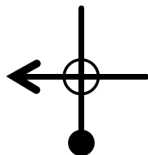
Lateness Time: 11 minutes

INST	MILEAGE	INTERVAL	TULIP	COMMENT	DECR
23	7.09	0.04		Mileage at crest	
24	7.17	0.07		FTC 3, 6	
		0.00		47.13550 -94.70674	

2025 Headwaters Rally

Transit to Walker
Distance: 9.02 miles

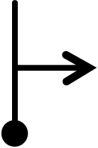

Transit Time: 21 minutes

INST	MILEAGE	INTERVAL	TULIP	COMMENT	DECR
25	7.17	0.00		FTC 3, 6 Begin quiet zone Speed limit 30	9.02
		30		47.13550 -94.70674	
26	8.32	1.15		County 39 End quiet zone Speed limit 55	7.87
		55		47.15000 -94.70633	
27	9.20	0.88		County 38	6.99
		55		47.15200 -94.68895	
28	13.72	4.52		MN 200, 371 Speed limit 60	2.47
		60		47.12179 -94.61306	
29	15.42	1.70		Speed limit 40	0.77
		40			
30	15.75	0.32		Speed limit 30	0.44
		30			
31	15.88	0.13		MN 34	0.31
		30		47.10150 -94.58683	
32	16.11	0.22		5th St	0.09
		30		47.10180 -94.58208	
		0.07			

2025 Headwaters Rally

Transit to Walker
 Distance: 9.02 miles

Transit Time: 21 minutes

INST	MILEAGE	INTERVAL	TULIP	COMMENT	DECR
33	16.18	0.07		Service Ignore "Do Not Enter" 809	0.01
34	16.20	0.01		First time Service In Second time MTC In	0.00
		0.00			

2025 Headwaters Rally

Walker Service
Distance: 0.00 miles



2025 Headwaters Rally

Walker Service

Distance: 0.00 miles


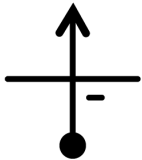

INST	MILEAGE	INTERVAL	TULIP	COMMENT	DECR
1	0.00	0.00		Begin 45 minute service	0.00
		0.00			

2025 Headwaters Rally

Transit to SS #4

Distance: 15.92 miles

Transit Time: 33 minutes


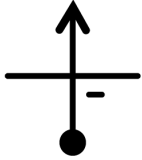
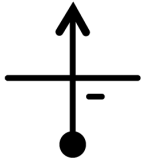
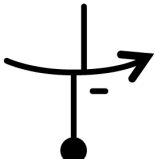
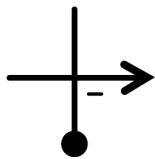
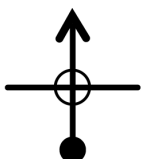
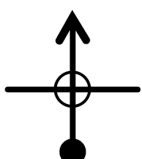
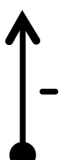
INST	MILEAGE	INTERVAL	TULIP	COMMENT	DECR
1	0.00	0.00		Service Out Speed limit 30	0.02
		30		47.10277 -94.58172	
Note: The MTC/Service Out is at the northwest end of the service area, in front of the rest rooms.					
2	0.01	0.01		5th St	0.01
		30		47.10278 -94.58216	
3	0.02	0.01		Refuel zone 5 minutes Follow marshals' instructions	0.00
		30		47.10279 -94.58234	
		0.00			

2025 Headwaters Rally

Transit to SS #4

Distance: 15.92 miles

Transit Time: 33 minutes

INST	MILEAGE	INTERVAL	TULIP	COMMENT	DECR
1	0.00	0.00		End refuel Zero your odometer	15.90
		30		47.10297 -94.58234	
2	0.01	0.01		5th St	15.89
		30		47.10297 -94.58219	
3	0.07	0.06		4th St	15.83
		30			
4	0.22	0.15		2nd St	15.68
		30		47.10218 -94.57764	
5	0.25	0.02		MN 200, 371, Minnesota Av (unmarked)	15.65
		30		47.10178 -94.57778	
6	0.45	0.19		5th St	15.45
		30		47.10180 -94.58208	
7	0.68	0.23		MN 34	15.22
		30		47.10150 -94.58683	
8	0.83	0.15		Speed limit 40	15.07
		40			
		0.30			

2025 Headwaters Rally

Transit to SS #4

Distance: 15.92 miles

Transit Time: 33 minutes


INST	MILEAGE	INTERVAL	TULIP	COMMENT	DECR
9	1.13	40 0.30		Speed limit 60	14.77
10	2.84	60 1.70		812 County 38 Speed limit 55	13.06
11	7.36	55 4.51		47.12179 -94.61306 County 39	8.54
12	8.24	55 0.88		47.15200 -94.68895 Parkway	7.66
13	9.10	55 0.86		47.15000 -94.70633 County 37 Begin quiet zone Speed limit 35	16 6.80
14	13.78	35 4.67		47.15800 -94.71888 MN 64 End quiet zone Speed limit 60	15 2.12
15	14.41	60 0.63		47.16550 -94.79640 East Gulch	88 1.49
16	15.85	60 1.43		47.15627 -94.79767 Spur 2 Shortcut	90 0.05
		45 0.05		47.13672 -94.78821	

2025 Headwaters Rally

Transit to SS #4

Distance: 15.92 miles

Transit Time: 33 minutes

INST	MILEAGE	INTERVAL	TULIP	COMMENT	DECR
17	15.90	0.05		ATC 4 Turn back to page 6 for stage 4	0.00
		0.00		47.13650 -94.78928	

S

O

S

